




GB1*i* - Oak

Words like articulate, powerful, punchy and expressive have been impartial comments made about the original GB1. Now with the extensive upgrades that bring it to *i* status its performance levels exceed the expectations of the most demanding critic. Its slender form blends seamlessly into any modern interior and does not suggest the sheer level of performance it achieves.


It belies its size in both depth of bass and the scale of image taking any music or movie material in its stride. The GB1 was born out of two award winning PMC loudspeakers, the FB1 and OB1. The technological advances in **ATL**™ design in these models provided a platform for the radical GB1 design and the similarities in their sound signatures are clear. Vocals are natural and supremely well defined with an amazing ability to produce breathtaking levels of controlled bass.

The GB1*i* is highly versatile in both stereo or surround set ups and is suited to modest spaces or open plan rooms either free standing or in close proximity to a rear wall.



- PMC Extended **ATL**™ (Advanced Transmission Line) with three sections
- Phenomenal bass response down to 29Hz
- Dedicated magnetically screened centre channel - DBIM-C*i*
- PMC/SEAS®, 27mm SONOLEX™ soft dome tweeter, ferro fluid cooled
- PMC designed 5½"/140mm Doped LF driver with cast magnesium chassis
- Magnetic shielding available for safe positioning near tube TV's
- Matching Active Subwoofer for surround - TLE1
- Stabilising plinth and levelling spikes
- Suitable for bi-wiring or bi-amping

GB1*i* - Hand built and matched precision crossover



GB1*i* - Showing **ATL**™

Specifications


Product	DB1	TB2	GB1	FB1	OB1	CB6	EB1	TLE1
Freq response	50Hz-25kHz	40Hz-25kHz	29Hz-25kHz	28Hz-25kHz	28Hz-25kHz	35Hz-25kHz	19Hz-25kHz	22Hz-200Hz
Sensitivity	87dB 1w 1m	90dB 1w 1m	87dB 1w 1m	90dB 1w 1m	87dB 1w 1m	87dB 1w 1m	89 dB 1w 1m	
Effective ATL™ (Advanced Transmission Line) Length	1.5m 5ft	1.5m 5ft	2.4m 7.8ft	3m 9.8ft	3.3m 11ft	1.9m 6.2ft	3m 9.8ft	3m 9.8ft
Impedance	8 Ohms	8 Ohms	8 Ohms	8 Ohms	6 Ohms	6 Ohms	4 Ohms	
Drive Units	LF PMC Doped 140mm cast Alloy Chassis HF 27mm SONOLEX™ Soft dome Ferro-fluid cooled	LF PMC Doped 170mm cast Alloy Chassis HF 27mm SONOLEX™ Soft dome Ferro-fluid cooled	LF PMC Doped 140mm cast Alloy Chassis HF 27mm SONOLEX™ Soft dome Ferro-fluid cooled	LF PMC Doped 170mm cast Alloy Chassis HF 27mm SONOLEX™ Soft dome Ferro-fluid cooled	LF PMC Doped 170mm cast Alloy Chassis HF 27mm SONOLEX™ Soft dome Ferro-fluid cooled MF 75mm Soft dome	LF PMC Doped 170mm cast Alloy Chassis HF 27mm SONOLEX™ Soft dome Ferro-fluid cooled MF 75mm Soft dome	LF PMC 107/250mm Carbon fibre & Nomex™ Piston HF 27mm SONOLEX™ Soft dome ferro fluid cooled MF 75mm Fabric soft dome	LF PMC 2 x Doped 170mm cast Alloy Chassis
Crossover Freq	2kHz	2kHz	2kHz	2kHz	380Hz & 3.8kHz -24dB/Oct	380Hz & 3.8kHz -24dB/Oct	380Hz & 3.8kHz -24dB/Oct	Bryston designed amplifier Section 150W RMS Distortion <0.0095 from 20Hz - 20kHz full o/p Power bandwidth 1Hz - 100kHz Signal to noise 90dB ref. 0dBu Power consumption 160W User controls Roll off - On/Off Roll off freq variable - 40Hz-155Hz @ 12dB/Oct Overall level Balanced/Unbalanced selection Variable phase 0-360°
Input connectors	2 pairs 4mm sockets (Bi-Wire or Bi-Amp)	2 pairs 4mm sockets (Bi-Wire or Bi-Amp)	2 pairs 4mm sockets (Bi-Wire or Bi-Amp)	2 pairs 4mm sockets (Bi-Wire or Bi-Amp)	3 pairs 4mm sockets (Tri-Wire or Tri-Amp)	3 pairs 4mm sockets (Tri-Wire or Tri-Amp)	3 pairs 4mm sockets (Tri-Wire or Tri-Amp)	2 x XLR, input Imp 20k Ohms 2 x RCA Phono imp 20k Ohms
Dimensions	H 290mm 11.4" W 155mm 6.1" D 234mm 9.2" + Grille DB1M-Ci (Centre channel) H 155mm 6.1" W 290mm 11.4" D 234mm 9.2" + Grille	H 400mm 15.75" W 200mm 7.87" D 300mm 11.8" + Grille TB2M-Ci (Centre channel) H 200mm 7.87" W 400mm 15.75" D 300mm 11.8" + Grille	H 870mm 34.25" Plinth W 155mm 6.1" + Plinth D 234mm 9.21" + Plinth	H 1000mm 39.37" + Plinth W 200mm 7.87" + Plinth D 300mm 11.81" + Plinth	H 1025mm 40.4" + Plinth W 200mm 7.90" + Plinth D 325mm 12.8" + Plinth	H 186mm 7.32" W 600mm 23.62" D 300mm 11.8" + Grille	H 1200mm 47.3" + Plinth W 294mm 11.8" D 465mm 18.3" + Grille	H 550mm 21.6" W 200mm 7.80" D 345mm 13.6" + Grille
Weight	4.5kg 9.9lbs	8.5kg 18.7lbs	10.5kg 23.1lbs	18.0kg 39.6lbs	21.5kg 47.3lbs	11.5kg 25.3lbs	48 kg 105.6 lbs	17.5kg 38.5lbs
Options	Tube 104™ Stands DB11 Wall Bracket Centre channel DB1M-Ci 'M' Magnetic shielding	Tube 104™ Stands Centre channel TB2M-Ci 'M' Magnetic shielding Activation with Bryston Powerpac™ 60	Centre channel DB1M-Ci 'M' Magnetic shielding	Centre channel TB21M-Ci Activation with Bryston Powerpac™ 60 'M' Magnetic shielding	Centre channel CB6i Activation with Bryston Powerpac™ 120 'M' Magnetic shielding	Centre channel for OB11 or EB1 based surround systems Magnetic shielding as standard	Centre channel CB6i SB100 sub woofer 'M' Magnetic shielding	Sub for .1 channel within a DB11, TB21, FB11, OB11, CB6i based surround systems



DB1M-Ci

TB2M-Ci

All models are available with magnetic shielding - denoted by an "M" suffix - and can therefore be safely positioned adjacent to standard tube televisions. CB6i is shielded as standard.




Wood veneers are subject to variation

subject to change without notice

wafer™

For a discrete, stylish solution to surround or stereo look no further than the new wafer™ series of in and on wall speakers.



PMC LIMITED 43-45 CRAWLEY GREEN ROAD LUTON LU2 0AA
 T +44 (0)870 4441044 F +44 (0)870 4441045 email sales@promonitor.co.uk web www.pmc-speakers.com
 PMC USA LLC 17971 SKY PARK CIRCLE DRIVE SUITE G IRVINE CALIF 92614 USA
 T 949 861 3350 F 949 861 3352 email sales@pmc-speakers.us web www.pmc-speakers.com